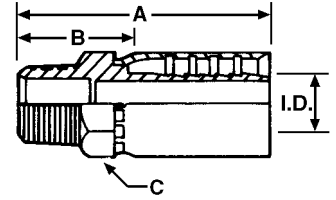


SYNFLEX HYDRAULIC

COUPLINGS

**Permanently Attached Hose Couplings
Male Pipe Rigid**

Synflex®



SPECIFICATIONS

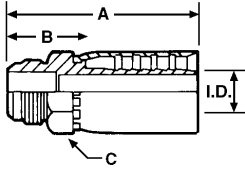
PRODUCT I.D.		HOSE I.D. (IN.)	PIPE SIZE (IN.)	BORE I.D. (IN.)	"A" OVERALL LENGTH (IN.)	"B" CUT-OFF (IN.)	"C" HEX (IN.)
RB&H #	RB&H PUSHER 4599-						
3903-02102	MP023	1/8	1/8	.078	1.343	3/4	1/2
3903-03102	MP001	3/16	1/8	.109	1.880	1 1/16	9/16
3903-03104	MP004	3/16	1/4	.109	2.060	1 1/4	11/16
3903-03106	MP005	3/16	3/8	.109	2.154	1 3/8	3/4
3903-04102	MP002	1/4	1/8	.156	2.130	1 1/16	5/8
3903-04104	MP004	1/4	1/4	.156	2.310	1 1/4	11/16
3903-04106	MP005	1/4	3/8	.156	2.404	1 5/16	3/4
3903-05104	MP004	5/16	1/4	.219	2.313	1 1/16	11/16
3903-05106	MP005	5/16	3/8	.219	2.407	1 1/8	3/4
3903-06104	MP005	3/8	1/4	.281	2.592	1 1/8	3/4
3903-06106	MP005	3/8	3/8	.281	2.592	1 1/8	3/4
3903-06108	MP009	3/8	1/2	.281	2.844	1 3/8	15/16
3903-08106	MP008	1/2	3/8	.391	2.782	1 1/8	7/8
3903-08108	MP009	1/2	1/2	.391	3.031	1 3/8	15/16
3903-12112	MP011	3/4	3/4	.625	3.220	1 3/8	1 1/8
3903-16116	MP013	1	1	.812	3.969	1 9/16	1 3/8
390H-03102	MP001	3/16	1/8	.109	1.880	1 1/16	9/16
390H-03104	MP004	3/16	1/4	.109	2.060	1 1/4	11/16
390H-03106	MP005	3/16	3/8	.109	2.154	1 3/8	3/4
390H-04102	MP002	1/4	1/8	.156	2.130	1 1/16	5/8
390H-04106	MP005	1/4	3/8	.156	2.404	1 5/16	3/4
390H-05104	MP004	5/16	1/4	.219	2.313	1.063	11/16
390H-06104	MP005	3/8	1/4	.281	2.592	1 1/8	3/4
390H-06106	MP005	3/8	3/8	.281	2.592	1 1/8	3/4
390H-06108	MP009	3/8	1/2	.281	2.844	1 3/8	15/16
390H-08106	MP008	1/2	3/8	.391	2.782	1 1/8	7/8
390H-08108	MP009	1/2	1/2	.391	3.031	1 3/8	15/16
390H-12112	MP011	3/4	3/4	.625	3.220	1 3/8	1 1/8
390H-16116	MP013	1	1	.812	3.969	1 9/16	1 3/8
390V-03104	MP004	3/16	1/4	.109	2.060	1 1/4	11/16
390V-03106	MP005	3/16	3/8	.109	2.154	1 5/16	3/4
390V-04104	MP004	1/4	1/4	.156	2.310	1 1/4	11/16
390V-04106	MP005	1/4	3/8	.156	2.404	1 5/16	3/4
390V-06106	MP005	3/8	3/8	.281	2.944	1 1/8	3/4
390N-12112	MP011	3/4	3/4	.625	3.298	1.694	1 1/8
390N-16116	MP013	1	1	.812	3.969	1.652	1 3/8

Couplings are manufactured from plated steel

SYNFLEX HYDRAULIC

COUPLINGS

**JIC 37°
Male Rigid**

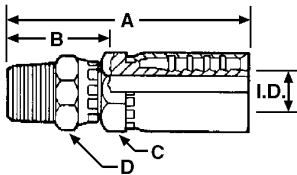


SPECIFICATIONS

PRODUCT I.D.		HOSE I.D. (IN.)	DASH SIZE (IN.)	THREAD SIZE (IN.)	BORE (IN.)	"A" OVERALL LENGTH (IN.)	"B" CUT-OFF (IN.)	"C" CUT-OFF (IN.)
RB&H COUPLING	RB&H PUSHER 4599-							
3903-03504	MP001	3/16	-4	7/16 - 20	.109	2.050	1 1/4	9/16
3903-04504	MP002	1/4	-4	7/16 - 20	.156	2.300	1 1/4	5/8
3903-04505	MP002	1/4	-5	1/2 - 20	.156	2.300	1 1/4	5/8
3903-04506	MP005	1/4	-6	9/16 - 18	.156	2.400	1.320	3/4
3903-05506	MP004	5/16	-6	9/16 - 18	.219	2.300	1 5/16	11/16
3903-06506	MP005	3/8	-6	9/16 - 18	.281	2.588	1 3/8	3/4
3903-06508	MP007	3/8	-8	3/4 - 16	.281	2.689	1 3/8	13/16
3903-08508	MP008	1/2	-8	3/4 - 16	.391	2.876	1 7/16	7/8
3903-08510	MP009	1/2	-10	7/8 - 14	.391	3.102	1 7/16	15/16
3903-08512	MP011	1/2	-12	1 1/16 - 12	.391	3.145	1 1/2	1 1/8

Couplings are manufactured from plated steel

Male Pipe Swivel



SPECIFICATIONS

PRODUCT I.D.		HOSE I.D. (IN.)	PIPE SIZE (IN.)	THREAD SIZE (IN.)	BORE (IN.)	"A" OVERALL LENGTH (IN.)	"B" CUT-OFF (IN.)	HEX	
RB&H #	RB&H PUSHER 4599-							"C" (IN.)	"D" (IN.)
3903-03144	MP003	3/16	1/4	-	.109	2.637	1 13/16	5/8	11/16
3903-04144	MP003	1/4	1/4	-	.156	2.872	1 13/16	5/8	11/16
3903-05144	MP003	5/16	1/4	-	.219	2.872	1 5/8	5/8	11/16
3903-06146	MP006	3/8	3/8	-	.281	3.150	1 11/16	3/4	3/4
3903-08148	MP010	1/2	1/2	-	.391	3.609	1 15/16	7/8	15/16
3903-12152	MP012	3/4	3/4	-	.594	3.840	2	1 1/8	1 1/8
390H-03144	MP003	3/16	1/4	-	.109	2.637	1 13/16	5/8	11/16
390H-04144	MP003	1/4	1/4	-	.156	2.872	1 13/16	5/8	11/16
390H-06146	MP006	3/8	3/8	-	.281	3.150	1 11/16	3/4	3/4
390H-08148	MP010	1/2	1/2	-	.391	3.609	1 15/16	7/8	15/16
390H-12152	MP012	3/4	3/4	-	.594	3.840	2	1 1/8	1 1/8

Couplings are manufactured from plated steel

SYNFLEX HYDRAULIC

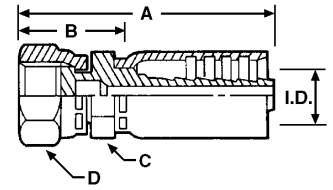
COUPLINGS

Torque Values (in-lbs) for Steel Female Swivel Couplings

MAXIMUM/MINIMUM TORQUES		
SIZE	MINIMUM TORQUE VALUES (LBS.)	MAXIMUM TORQUE VALUE (LBS.)
4	50	150
5	70	200
6	90	300
8	150	500
10	220	700
12	300	1,000
16	450	1,400

The maximum torques listed are based upon strength rather than sealing properties. Use of any torque within the min-max range will help prevent damage or leakage.

JIC 37° Female Swivel



SPECIFICATIONS

PRODUCT I.D.		HOSE I.D. (IN.)	PIPE SIZE (IN.)	THREAD SIZE (IN.)	BORE (IN.)	"A" OVERALL LENGTH (IN.)	"B" CUT-OFF (IN.)	HEX	
RB&H COUPLING	RB&H PUSHER 4599-							"C" (IN.)	"D" (IN.)
3903-02543	FP017	1/8	-3	3/8 - 24	.078	1.650	1 1/32	1/2	9/16
3903-02544	FP010	1/8	-4	7/16 - 20	.078	1.713	1 1/16	1/2	5/8
3903-03544	FP011	3/16	-4	7/16 - 20	.109	2.156	1 3/8	9/16	5/8
3903-04544	FP012	1/4	-4	7/16 - 20	.156	2.531	1 7/16	5/8	5/8
3903-04545	FP013	1/4	-5	1/2 - 20	.156	2.531	1 7/16	5/8	3/4
3903-04545-003	FP012	1/4	-5	1/2 - 20	.156	2.531	1 7/16	5/8	5/8
3903-04546	FP013	1/4	-6	9/16 - 18	.156	2.531	1 7/16	5/8	3/4
3903-05545	FP013	5/16	-5	1/2 - 20	.219	2.531	1 1/4	5/8	3/4
3903-05546	FP013	5/16	-6	9/16 - 18	.219	2.531	1 3/8	5/8	3/4
3903-06546	FP015	3/8	-6	9/16 - 18	.281	2.813	1 1/2	3/4	3/4
3903-06548	FP005	3/8	-8	3/4 - 16	.281	2.813	1 3/8	3/4	15/16
3903-08548	FP016	1/2	-8	3/4 - 16	.391	3.156	1 5/8	7/8	15/16
3903-08550	FP006	1/2	-10	7/8 - 14	.391	3.156	1 5/8	7/8	1 1/16
3903-12552	FP008	3/4	-12	1 1/16 - 12	.625	3.437	1 5/8	1 1/8	1 1/4

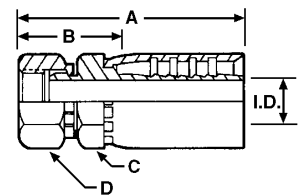
Couplings are manufactured from plated steel

SPECIFICATIONS

PRODUCT I.D.		HOSE I.D. (IN.)	PIPE SIZE (IN.)	THREAD SIZE (IN.)	BORE (IN.)	"A" OVERALL LENGTH (IN.)	"B" CUT-OFF (IN.)	HEX	
RB&H COUPLING	RB&H PUSHER 4599-							"C" (IN.)	"D" (IN.)
3903-02244	FP024	1/8	-4	1/4 - 18	.078	1.688	1 1/16	1/2	11/16
3903-03244	FP002	3/16	-4	1/4 - 18	.109	2.075	1 1/8	5/8	3/4
3903-04244	FP002	1/4	-4	1/4 - 18	.156	2.375	1 5/16	5/8	3/4
3903-05244	FP013	5/16	-4	1/4 - 18	.219	2.530	1 1/4	3/4	3/4
3903-06246	FP004	3/8	-6	3/8 - 18	.281	2.656	1 3/16	3/4	7/8
3903-08248	FP018	1/2	-8	1/2 - 14	.391	3.062	1 3/8	1	1

Couplings are manufactured from plated steel

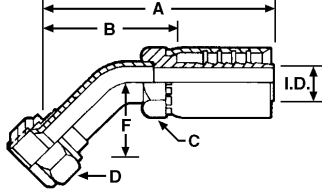
30° Inverted Flare NPSM



SYNFLEX HYDRAULIC

COUPLINGS

**45° Bent Tube
Female Swivel
JIC 37°**

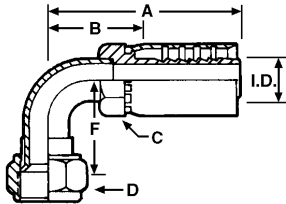


SPECIFICATIONS

PRODUCT I.D.		HOSE I.D. (IN.)	PIPE SIZE (IN.)	THREAD SIZE (IN.)	BORE (IN.)	"A" OVERALL LENGTH (IN.)	"B" CUT-OFF (IN.)	HEX		"F" DROP (IN.)
RBH&H COUPLING	RBH&H PUSHER 4599-							"C" (IN.)	"D" (IN.)	
3903-05606	TP206	5/16	-6	9/16 - 18	.219	2.734	1 1/2	5/8	1 1/16	.588
3903-06606	TP206	3/8	-6	9/16 - 18	.281	2.921	1 1/2	3/4	1 1/16	.588

Couplings are manufactured from plated steel

**90° Short Bent Tube
Female Swivel
JIC 37°**



**Torque Values (in-lbs) for Bent Tube
Couplings With Female Swivels**

MAXIMUM/MINIMUM TORQUES

SIZE	MINIMUM TORQUE VALUES (LBS.)	MAXIMUM TORQUE VALUE (LBS.)
4	37	112
5	52	150
6	67	225
8	112	375
10	162	525
12	225	750
16	337	1,050

The maximum torques listed are based upon strength rather than sealing properties. Use of any torque within the min-max range will help prevent damage or leakage.

SPECIFICATIONS

PRODUCT I.D.		HOSE I.D. (IN.)	DASH SIZE (IN.)	THREAD SIZE (IN.)	BORE I.D. (IN.)	"A" OVERALL LENGTH (IN.)	"B" CUT-OFF (IN.)	HEX		"F" DROP (IN.)
RBH&H COUPLING	RBH&H PUSHER 4599-							"C" (IN.)	"D" (IN.)	
3903-03644	TP204	3/16	-4	7/16 - 20	.109	2.063	1 1/4	9/16	9/16	.875
3903-04644	TP204	1/4	-4	7/16 - 20	.156	2.281	1 5/16	5/8	9/16	.875
3903-04645	TP205	1/4	-5	1/2 - 20	.156	2.375	1 5/16	5/8	5/8	1.000
3903-05646	TP206	5/16	-6	9/16 - 18	.219	2.438	1 3/16	5/8	1 1/16	1.125
3903-06646	TP206	3/8	-6	9/16 - 18	.281	2.625	1 3/16	3/4	1 1/16	1.125
3903-06648	TP208	3/8	-8	3/4 - 16	.281	2.751	1 5/16	3/4	7/8	1.375
3903-08648	TP308	1/2	-8	3/4 - 16	.391	2.938	1 5/16	7/8	7/8	1.375
3903-08650	TP310	1/2	-10	7/8 - 14	.391	3.062	1 7/16	7/8	1	1.625

Couplings are manufactured from plated steel

SYNFLEX HYDRAULIC

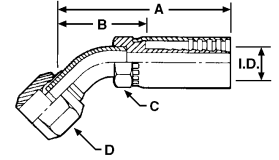
COUPLINGS

SPECIFICATIONS

PRODUCT I.D.		HOSE I.D. (IN.)	PIPE SIZE (IN.)	THREAD SIZE (IN.)	BORE I.D. (IN.)	"A" OVERALL LENGTH (IN.)	"B" CUT-OFF (IN.)	HEX	
RB&H COUPLING	RB&H PUSHER 4599-							"C" (IN.)	"D" (IN.)
3903-04404	MP045	1/4	-4	9/16 - 18	.156	2.597	1.517	5/8	1 1/16
3903-06406	MP037	3/4	-6	1 1/16 - 16	.209	2.920	1.608	3/4	1 3/16
3903-08408	MP046	1/2	-8	1 3/16 - 16	.382	3.285	1.720	7/8	1 5/16
3903-12412	MP039	3/4	-12	1 3/16 - 12	.610	3.710	1.954	1 1/8	1 3/8
3903-16416	MP042	1	-16	1 7/16 - 12	.811	4.360	2.110	1 3/8	1 5/8
3903-05404	MP045	5/16	-4	9/16 - 18	.219	2.66	1.475	5/8	1 1/16
3903-05406	MP037	5/16	-6	1 1/16 - 16	.219	2.73	1.545	5/8	1 3/16

Couplings are manufactured from plated steel

Straight With Female Swivel O-Ring Face Seal

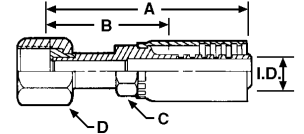


SPECIFICATIONS

PRODUCT I.D.		HOSE I.D. (IN.)	PIPE SIZE (IN.)	THREAD SIZE (IN.)	BORE I.D. (IN.)	"A" OVERALL LENGTH (IN.)	"B" CUT-OFF (IN.)	HEX	
RB&H COUPLING	RB&H PUSHER 4599-							"C" (IN.)	"D" (IN.)
390H-04404	MP045	1/4	-4	9/16 - 18	.156	2.597	1.517	5/8	1 1/16
390H-06406	MP037	3/8	-6	1 1/16 - 16	.264	2.920	1.608	3/4	1 3/16
390H-08408	MP046	1/2	-8	1 3/16 - 16	.382	3.285	1.720	7/8	1 5/16

Couplings are manufactured from plated steel

Straight With Female Swivel O-Ring Face Seal

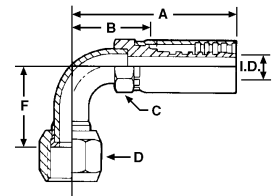


SPECIFICATIONS

PRODUCT I.D.		HOSE I.D. (IN.)	DASH SIZE (IN.)	THREAD SIZE (IN.)	BORE I.D. (IN.)	"A" OVERALL LENGTH (IN.)	"B" CUT-OFF (IN.)	HEX		"F" DROP (IN.)
RB&H COUPLING	RB&H PUSHER 4599-							"C" (IN.)	"D" (IN.)	
3903-04474	TP204	1/4	-4	9/16 - 8	.156	2.313	1.233	5/8	1 1/16	.779
3903-05476	TP206	5/16	-6	1 1/16 - 16	.281	2.550	1.368	3/4	1 3/16	.902
3903-06476	TP206	3/8	-6	1 1/16 - 16	.281	2.743	1.431	3/4	1 3/16	.902
3903-08478	TP308	1/2	-8	1 3/16 - 16	.391	3.043	1.480	7/8	1 5/16	1.150
3903-12482	TP312	3/4	-12	1 3/16 - 12	.625	3.777	2.021	1 1/8	1 3/8	1.882

Couplings are manufactured from plated steel

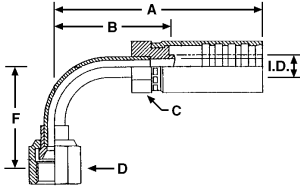
Female Swivel 90° Elbow O-Ring Face Seal



SYNFLEX HYDRAULIC

COUPLINGS

**BSPP
Female Swivel
60° Female Cone
and 90° Elbow**

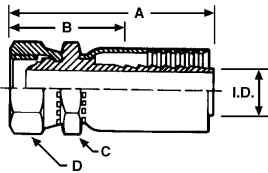


SPECIFICATIONS

PRODUCT I.D.		HOSE I.D. (IN.)	DASH SIZE (IN.)	THREAD SIZE (IN.)	BORE I.D. (IN.)	"A" OVERALL LENGTH (IN.)	"B" CUT-OFF (IN.)	HEX		"F" DROP (IN.)
RB&H COUPLING	RB&H PUSHER 4599-							"C" (IN.)	"D" (IN.)	
7903-04L74	TP401	1/4	-5	1/4 - 19	.156	2.85	1.774	5/8	19	1.299
7903-06L76	TP402	3/8	-6	3/8 - 19	.281	3.30	1.989	3/4	22	1.378
7903-08L78	TP403	1/2	-8	1/2 - 14	.391	3.69	2.128	7/8	27	1.476
7903-12L82	TP404	3/4	-12	3/4 - 14	.625	4.47	3.157	1 1/8	36	1.968

Couplings are manufactured from plated steel

**BSPP Female Swivel
60° Male Cone**

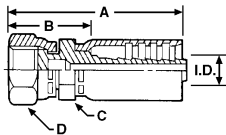


SPECIFICATIONS

PRODUCT I.D.		HOSE I.D. (IN.)	THREAD SIZE (IN.)	BORE I.D. (IN.)	"A" OVERALL LENGTH (IN.)	"B" CUT-OFF (IN.)	HEX	
RB&H COUPLING	RB&H PUSHER 4599-						"C" (IN.)	"D" (IN.)
7903-03V44	FP413	3/16	1/4 - 19	.109	2.16	1.38	19	19
7903-04V44	FP414	1/4	1/4 - 19	.156	2.48	1.40	19	19
7903-05V46	FP416	5/16	3/8 - 19	.219	2.35	1.22	22	22
7903-06V46	FP416	3/8	3/8 - 19	.281	2.87	1.56	22	22
7903-08V48	FP418	1/2	1/2 - 14	.391	3.23	1.67	27	27
790H-03V44	FP413	3/16	1/4 - 19	.109	2.16	1.38	17	19
790H-04V44	FP414	1/4	1/4 - 19	.156	2.48	1.40	19	19
790H-06V46	FP416	3/8	3/8 - 19	.281	2.87	1.56	22	22
790H-08V48	FP418	1/2	1/2 - 14	.391	3.23	1.67	27	27

Couplings are manufactured from plated steel

**BSPP
Female Swivel
60° Female Cone**



SPECIFICATIONS

PRODUCT I.D.		HOSE I.D. (IN.)	THREAD SIZE (IN.)	BORE I.D. (IN.)	"A" OVERALL LENGTH (IN.)	"B" CUT-OFF (IN.)	HEX	
RB&H COUPLING	RB&H PUSHER 4599-						"C" (MM)	"D" (MM)
7903-04V04	FP414	1/4	1/4 - 19	.156	2.48	1.40	19	19
7903-06V06	FP416	3/8	3/8 - 19	.281	2.87	1.56	22	22
7903-08V08	FP418	1/2	1/2 - 14	.391	3.23	1.67	22	27
7903-12V12	FP422	3/4	3/4 - 14	.625	3.39	1.73	36	36
790H-04V04	FP414	1/4	1/4 - 19	.156	2.48	1.40	19	19
790H-06V06	FP416	3/8	3/8 - 19	.281	2.87	1.56	22	22
790H-08V08	FP418	1/2	1/2 - 14	.391	3.23	1.67	22	27

Couplings are manufactured from plated steel

SYNFLEX HYDRAULIC

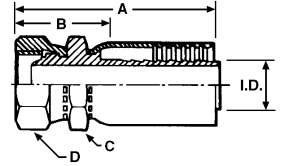
COUPLINGS

SPECIFICATIONS

PRODUCT I.D.		HOSE I.D. (IN.)	DASH SIZE (IN.)	THREAD SIZE (MM)	BORE I.D. (IN.)	"A" OVERALL LENGTH (IN.)	"B" CUT-OFF (IN.)	HEX	
RB&H COUPLING	RB&H PUSHER 4599-							"C" (MM)	"D" (MM)
7903-03LL1-2	FP502	3/16	—	12X1.5	.109	2.24	1.379	14	17
7903-04LL1-4	FP502	1/4	—	14X1.5	.156	2.40	1.351	17	17
7903-05LL1-6	FP503	5/16	—	16X1.5	.219	2.53	1.343	17	22
7903-06LL1-8	FP504	3/8	—	18X1.5	.281	2.72	1.406	19	22
7903-08LL2-2	FP505	1/2	—	22X1.5	.391	3.07	1.514	22	27

Couplings are manufactured from plated steel

Metric Female Swivel 60° Male Cone L Series



SPECIFICATIONS

PRODUCT I.D.		HOSE I.D. (IN.)	TUBE O.D. (MM)	BORE I.D. (IN.)	"A" OVERALL LENGTH (IN.)	"B" CUT-OFF (IN.)	"C" HEX (MM)
RB&H COUPLING	RB&H PUSHER 4599-						
7903-03N06	MP501	3/16	6	.109	2.29	1.434	14
7903-04N08	MP501	1/4	8	.156	2.56	1.483	14
7903-05N10	MP502	5/16	10	.219	2.78	1.596	17
7903-05N12	MP503	5/16	12	.219	2.82	1.635	17
7903-06N12	MP503	3/8	12	.281	3.01	1.698	17
7903-08N15	MP504	1/2	15	.391	3.36	1.797	22

Couplings are manufactured from plated steel

Metric Stand Pipe N Series

