

**REUSABLE HYDRAULIC**

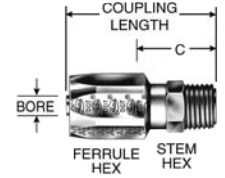
**REUSABLE COUPLINGS FOR C5C AND LP GAS HOSE**

**DOT FMVSS Type II**

**SPECIFICATIONS**

PRODUCT I.D.			HOSE I.D. (IN.)	HOSE DASH SIZE	THREAD SIZE (IN.)	STEM HEX SIZE (IN.)	FERRULE HEX SIZE (IN.)	COUPLING LENGTH (IN.)	"C" CUT-OFF (IN.)
RB&H #	AUTOMOTIVE REFERENCE #	GATES REFERENCE #							
24704N-102	88401	4C5-2RMP	3/16	-4	1/8 - 27	1/2	5/8	1.71	0.94
24704N-104	88402	4C5-4RMP	3/16	-4	1/4 - 18	9/16	5/8	1.91	1.13
24705N-104	88404	5C5-4RMP	1/4	-5	1/4 - 18	9/16	11/16	1.96	1.19
24706N-104	88405	6C5-4RMP	5/16	-6	1/4 - 18	9/16	13/16	2.08	1.22
24706N-106	88427	6C5-6RMP	5/16	-6	3/8 - 18	11/16	13/16	2.11	1.22
24708N-106	88406	8C5-6RMP	13/32	-8	3/8 - 18	11/16	15/16	2.48	1.34
24708N-108	88407	8C5-8RMP	13/32	-8	1/2 - 14	7/8	15/16	2.71	1.59
24710N-108	88408	10C5-8RMP	1/2	-10	1/2 - 14	7/8	1 1/8	2.88	1.59
24710N-112	88409	10C5-12RMP	1/2	-10	3/4 - 14	1 1/16	1 1/8	2.95	1.66
24712N-112	88411	12C5-12RMP	5/8	-12	3/4 - 14	1 1/16	1 1/4	3.25	1.69
06916D-112	86412	16C5-12RMP	7/8	-16	3/4 - 14	1 1/8	1 1/4	2.81	1.53
06916D-116	86413	16C5-16RMP	7/8	-16	1 - 11 1/2	1 3/8	1 7/16	3.00	1.72
06920D-120	86428	20C5-20RMP	1 1/8	-20	1 1/4 - 11 1/2	1 11/16	1 7/16	3.18	1.88
06924D-124	86388	24C5-24RMP	1 3/8	-24	1 1/2 - 11 1/2	2	1 3/4	3.47	2.03
06932D-132	86389	32C5-32RMP	1 13/16	-32	2 - 11 1/2	2 1/2	2	3.99	2.22

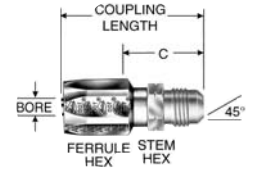
**NPTF Solid Male Pipe With 30° Cone Seat**



**SPECIFICATIONS**

PRODUCT I.D.			HOSE I.D. (IN.)	HOSE DASH SIZE	THREAD SIZE (IN.)	STEM HEX SIZE (IN.)	FERRULE HEX SIZE (IN.)	COUPLING LENGTH (IN.)	"C" CUT-OFF (IN.)
RB&H #	AUTOMOTIVE REFERENCE #	GATES REFERENCE #							
24704N-304	88414	4C5-4RMS	3/16	-4	7/16 - 20	1/2	5/8	1.84	1.0625
24705N-305	88415	5C5-5RMS	1/4	-5	1/2 - 20	9/16	11/16	2.00	1.1875
24706N-306	88416	6C5-6RMS	5/16	-6	5/8 - 18	11/16	13/16	2.19	1.28
24708N-308	88417	8C5-8RMS	13/32	-8	3/4 - 16	13/16	15/16	2.67	1.53
24710N-310	88418	10C5-10RMS	1/2	-10	7/8 - 14	15/16	1 1/8	3.01	1.72
24712N-312	88419	12C5-12RMS	5/8	-12	1 1/16 - 14	1 1/8	1 1/4	3.46	1.94

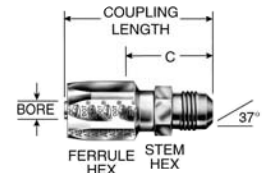
**Male SAE 45° Flare**



**SPECIFICATIONS**

PRODUCT I.D.			HOSE I.D. (IN.)	HOSE DASH SIZE	THREAD SIZE (IN.)	STEM HEX SIZE (IN.)	FERRULE HEX SIZE (IN.)	COUPLING LENGTH (IN.)	"C" CUT-OFF (IN.)
RB&H #	AUTOMOTIVE REFERENCE #	GATES REFERENCE #							
24704N-504	86431	4C5-4RMJ	3/16	-4	7/16 - 20	1/2	5/8	1.79	1.09
24705N-505	86432	5C5-5RMJ	1/4	-5	1/2 - 20	9/16	11/16	1.96	1.19
24706N-506	86433	6C5-6RMJ	5/16	-6	9/16 - 18	5/8	13/16	2.17	1.22
24708N-508	86434	8C5-8RMJ	13/32	-8	3/4 - 16	13/16	15/16	2.56	1.44
24710N-510	86435	10C5-10RMJ	1/2	-10	7/8 - 14	15/16	1 1/8	2.88	1.59
24712N-512	86436	12C5-12RMJ	5/8	-12	1 1/16 - 12	1 1/8	1 1/4	3.34	1.78

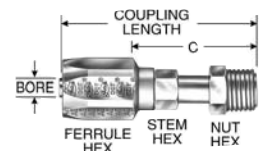
**Male JIC 37° Flare**



**SPECIFICATIONS**

PRODUCT I.D.			HOSE I.D. (IN.)	HOSE DASH SIZE	THREAD SIZE (IN.)	NUT HEX SIZE (IN.)	FERRULE HEX SIZE (IN.)	COUPLING LENGTH (IN.)	"C" CUT-OFF (IN.)
RB&H #	AUTOMOTIVE REFERENCE #	GATES REFERENCE #							
24704N-B04	86372	4C5-4RMIX	3/16	-4	7/16 - 24	7/16	5/8	2.41	1.72
5C5-6RMIX	86367	5C5-6RMIX	1/4	-5	5/8 - 18	5/8	11/16	2.59	1.82
6C5-5RMIX	86380	6C5-5RMIX	5/16	-6	1/2 - 20	1/2	13/16	2.60	1.65
6C5-8RMIX	86383	6C5-8RMIX	5/16	-6	3/4 - 18	3/4	13/16	3.23	2.28
24705N-B05	86381	5C5-5RMIX	1/4	-5	1/2 - 20	1/2	11/16	2.61	1.84
24706N-B06	86382	6C5-6RMIX	5/16	-6	5/8 - 20	5/8	13/16	2.86	1.91
8C5-6RMIX	86361	8C5-6RMIX	13/32	-8	5/8 - 18	5/8	15/16	3.13	2.01
24708N-B08	86384	8C5-8RMIX	13/32	-8	3/4 - 18	3/4	15/16	3.49	2.37

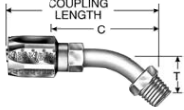
**Male SAE 45° Flare Inverted Swivel Straight**



**REUSABLE HYDRAULIC**

**REUSABLE COUPLINGS FOR C5C AND LP GAS HOSE**

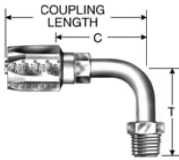
**Male SAE 45° Flare  
Inverted Swivel  
45° Bent Tube**



**SPECIFICATIONS**

PRODUCT I.D.			HOSE I.D. (IN.)	HOSE DASH SIZE	THREAD SIZE (IN.)	"T" DROP (IN.)	"C" CUT-OFF (IN.)
RB&H #	AUTOMOTIVE REFERENCE #	GATES REFERENCE #					
4C5-4RMIX45	86368	4C5-4RMIX45	3/16	-4	7/16 - 24	0.62	1.48
6C5-6RMIX45	86369	6C5-6RMIX45	5/16	-6	5/8 - 18	0.94	2.09
8C5-8RMIX45	86370	8C5-8RMIX45	13/16	-8	3/4 - 18	1.09	2.32

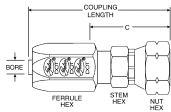
**Male SAE 45° Flare  
Inverted Swivel  
90° Bent Tube**



**SPECIFICATIONS**

PRODUCT I.D.			HOSE I.D. (IN.)	HOSE DASH SIZE	THREAD SIZE (IN.)	"T" DROP (IN.)	"C" CUT-OFF (IN.)
RB&H #	AUTOMOTIVE REFERENCE #	GATES REFERENCE #					
24704N-E04	86385	4C5-4RMIX90	3/16	-4	7/16 - 24	1.56	1.47
24705N-E05	86386	5C5-5RMIX90	1/4	-5	1/2 - 20	1.66	1.66
24706N-E04	-	-	5/16	-6	7/16 - 24	2.41	1.5
24706N-E05	-	-	5/16	-6	1/2 - 20	2.56	1.6875
24706N-E06	86387	6C5-6RMIX90	5/16	-6	5/8 - 18	1.69	1.69
6C5-8RMIX90	86377	6C5-8RMIX90	5/16	-6	3/4 - 18	1.78	1.78
8C5-6RMIX90	86378	8C5-6RMIX90	13/32	-8	5/8 - 18	1.69	1.69
8C5-8RMIX90	86379	8C5-8RMIX90	13/32	-8	3/4 - 18	1.78	1.78

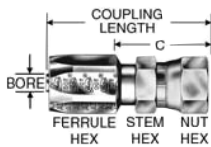
**Female SAE  
45° Flare Swivel**



**SPECIFICATIONS**

PRODUCT I.D.			HOSE I.D. (IN.)	HOSE DASH SIZE	THREAD SIZE (IN.)	"C" CUT-OFF (IN.)
RB&H #	AUTOMOTIVE REFERENCE #	GATES REFERENCE #				
24706N-406	-	6C5-6RFSX	5/16	-6	5/8 - 18	1.43
24712N-412	-	12C5-12RFSX	5/8	-12	1 1/16 - 14	2.00

**Female JIC  
37° Flare Swivel**



**SPECIFICATIONS**

PRODUCT I.D.		HOSE I.D. (IN.)	THREAD SIZE (IN.)	NUT HEX SIZE (IN.)	STEM HEX SIZE (IN.)	COUPLING LENGTH (IN.)	"C" CUT-OFF (IN.)
RB&H #	GATES REFERENCE #						
24704N-604†	4C5-4RFJSX	3/16	7/16 - 20	9/16	5/8	2.01	1.3125
24705N-605†	-	1/4	1/2 - 20	5/8	11/16	2.19	1.50
24706N-605†	6C5-5RFJSX	5/16	1/2 - 20	5/8	13/16	2.38	1.50
24706N-606	6C5-6RFJSX	5/16	9/16 - 18	11/16	13/16	2.35	1.50
24706N-608†	6C5-8RFJSX	5/16	3/4 - 16	7/8	13/16	2.45	1.5625
24708N-608†	8C5-8RFJSX	13/32	3/4 - 16	7/8	15/16	2.82	1.75
24710N-608†	10C5-8RFJSX	1/2	3/4 - 16	7/8	1 1/8	3.04	1.75
24710N-610†	10C5-10RFJSX	1/2	7/8 - 14	1	1 1/8	3.04	1.75
24712N-612	12C5-12RFJSX	5/8	1 1/16 - 12	1 1/4	1 1/4	3.46	1.9375
24716N-616	16C5-16RFJSX	7/8	1 5/16 - 12	1 1/2	1 7/16	3.21	2.00
06916D-X26*	-	7/8	1 5/16 - 14	1 1/2	1 7/16	3.20	1.9375
06920D-620	20C5-20RFJSX	1 1/8	1 5/8 - 12	2	1 3/4	3.00	1.6875
06924D-624	24C5-24RFJSX	1 3/8	1 7/8 - 12	2 1/4	1 15/16	3.28	1.875
06932D-632	32C5-32RFJSX	1 13/16	1 1/2 - 12	2 7/8	2 1/2	4.02	2.25

† Swivel nuts both SAE45° and JIC 37°

\* Parker triple

**REUSABLE HYDRAULIC**

**REUSABLE COUPLINGS FOR C5C AND LP GAS HOSE**

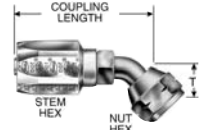
**SPECIFICATIONS**

RB&H #	PRODUCT I.D.		HOSE I.D. (IN.)	HOSE DASH SIZE	THREAD SIZE (IN.)	SIZE (IN.)	NUT HEX SIZE (IN.)	STEM HEX SIZE (IN.)	"T" LENGTH (IN.)	COUPLING CUT-OFF (IN.)
	AUTOMOTIVE REFERENCE #	GATES REFERENCE #								
24704N-684†	86462	-	3/16	-4	7/16 - 20	9/16	5/8	.33	2.45	1.75
24705N-685†	86463	-	1/4	-5	1/2 - 20	5/8	11/16	.36	2.60	1.875
24706N-486*	88485	6C5-6RFSX45	5/16	-6	3/4 - 16	3/4	13/16	.39	2.77	1.875
24706N-686	86464	6C5-6RFSX45	5/16	-6	9/16 - 18	11/16	13/16	.39	3.78	1.875
24708N-688†	86465	-	13/32	-8	3/4 - 16	7/8	15/16	.55	3.34	2.25
24710N-690†	86466	-	1/2	-10	7/8 - 14	1	1 1/8	.63	3.66	2.4375
24712N-492*	86488	12C5-12RFSX45	5/8	-12	1 1/16 - 14	1 1/4	1 1/4	.78	4.36	2.1875
24712N-692	86467	12C5-12RFSX45	5/8	-12	1 1/16 - 12	1 1/4	1 1/4	.78	4.39	2.875
24716N-696	86468	16C5-16RFSX45	7/8	-16	1 5/16 - 12	1 1/2	1 7/16	.89	4.00	2.75

\* Female SAE (45° Flare) swivel

† Swivel nuts both SAE45° and JIC37°

**Female JIC Swivel  
37° Flare  
45° Bent Tube**



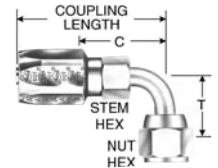
**SPECIFICATIONS**

RB&H #	PRODUCT I.D.		HOSE I.D. (IN.)	HOSE DASH SIZE	THREAD SIZE (IN.)	NUT HEX SIZE (IN.)	STEM HEX SIZE (IN.)	"T" DROP (IN.)	COUPLING CUT-OFF (IN.)	"C" CUT-OFF (IN.)
	AUTOMOTIVE REFERENCE #	GATES REFERENCE #								
24704N-664†	88511	4C5-4RFJSX90	3/16	-4	7/16 - 20	9/16	5/8	0.69	2.28	1.50
24705N-665†	88512	5C5-5RFJSX90	1/4	-5	1/2 - 20	5/8	11/16	0.78	2.54	1.875
24706N-466*	88491	6C5-6RFSX90	5/16	-6	5/8 - 18	3/4	13/16	0.85	2.69	1.8125
24706N-666	-	-	5/16	-6	9/16 - 18	11/16	13/16	0.85	2.65	1.8125
24708N-668†	88514	8C5-8RFJSX90	13/32	-8	3/4 - 16	7/8	15/16	1.09	3.15	1.0625
24710N-670†	88515	10C5-10RFJSX90	1/2	-10	7/8 - 14	1	1 1/8	1.25	3.63	2.50
24712N-472*	88494	12C5-12RFSX90	5/8	-12	1 1/16 - 14	1 1/4	1 1/4	1.82	4.33	2.75
24712N-672	86474	12C5-12RFJSX90	5/8	-12	1 1/16 - 12	1 1/4	1 1/4	1.82	4.29	2.8125
24716N-676	86475	16C5-16RFJSX90	7/8	-16	1 5/16 - 12	1 1/2	1 7/16	2.14	4.07	2.875

\* Female SAE (45° Flare) swivel

† Swivel nuts both SAE45° and JIC37°

**Female JIC Swivel  
37° Flare  
90° Bent Tube**



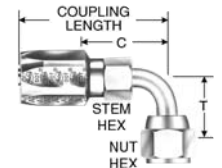
**SPECIFICATIONS**

RB&H #	PRODUCT I.D.		HOSE I.D. (IN.)	HOSE DASH SIZE	THREAD SIZE (IN.)	NUT HEX SIZE (IN.)	STEM HEX SIZE (IN.)	"T" DROP (IN.)	COUPLING CUT-OFF (IN.)	"C" CUT-OFF (IN.)
	AUTOMOTIVE REFERENCE #	GATES REFERENCE #								
24704N-644†	86476	4C5-4RFJSX90L	3/16	-4	7/16 - 20	9/16	5/8	1.80	2.35	1.6875
24705N-645†	86477	5C5-5RFJSX90L	1/4	-5	1/2 - 20	5/8	11/16	1.80	2.54	1.875
24706N-446*	86497	6C5-6RFSX90L	5/16	-6	5/8 - 18	3/4	13/16	2.18	2.69	1.75
24706N-646	86478	6C5-6RFJSX90L	5/16	-6	9/16 - 18	11/16	13/16	2.18	2.83	1.9375
24708N-648†	86479	8C5-8RFJSX90L	13/32	-8	3/4 - 16	7/8	15/16	2.43	3.31	2.1875
24710N-650†	86374	10C5-10RFJSX90L	1/2	-10	7/8 - 14	1	1 1/8	2.57	3.47	2.25
24712N-652	86481	12C5-12RFJX90L	5/8	-12	1 1/16 - 12	1 1/4	1 1/4	3.73	4.29	2.8125
24716N-656	86482	16C5-16RFJX90L	7/8	-16	1 5/16 - 12	1 1/2	1 7/16	4.33	4.33	3.125

\* Female SAE (45° Flare) swivel

† Swivel nuts both SAE45° and JIC37°

**Female JIC Swivel  
37° Flare  
90° Bent Tube  
Long Drop**

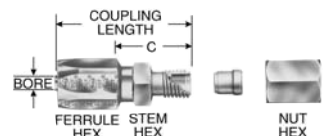


**SPECIFICATIONS**

RB&H #	TUBE SIZE (IN.)	HOSE I.D. (IN.)	THREAD SIZE (IN.)	COUPLING LENGTH (IN.)	HOSE CUT-OFF FACTOR (IN.)	HOLE DIAMETER (IN.)	STEM HEX (IN.)	FERRULE HEX (IN.)
24706N-754	1/4	5/16	7/16 - 20	2.02	1.12	.20	5/8	13/16
24706N-755	5/16	5/16	1/2 - 20	1.96	1.12	.23	5/8	13/16
24706N-756	3/8	5/16	9/16 - 18	1.98	1.12	.25	11/16	13/16
24706N-758	1/2	5/16	3/4 - 16	2.12	1.25	.25	3/4	13/16

Replacement nuts and sleeves available

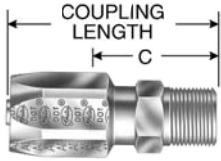
**Flareless Tube Rigid  
With Nut And Sleeve**



**REUSABLE HYDRAULIC**

**REUSABLE COUPLINGS FOR C5E HOSE**

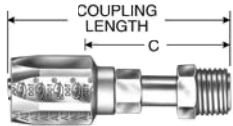
**NPTF Solid Male**



**SPECIFICATIONS**

PRODUCT I.D.		HOSE I.D. (IN.)	DASH HOSE SIZE	THREAD SIZE (IN.)	"C" CUT-OFF (IN.)
RB&H #	AUTOMOTIVE REFERENCE #				
4C5E-2RMP	88100	3/16	-4	1/8 - 27	0.81
4C5E-4RMP	88101	3/16	-4	1/4 - 18	1.03
5C5E-4RMP	88102	1/4	-5	1/4 - 18	0.96
6C5E-4RMP	88103	5/16	-6	1/4 - 18	1.00
6C5E-6RMP	88104	5/16	-6	3/8 - 18	1.04
8C5E-6RMP	88105	13/32	-8	3/8 - 18	1.19
8C5E-8RMP	88106	3/4	-8	1 3/16 - 12	1.29
10C5E-8RMP	88107	1/2	-10	1/2 - 14	1.31
12C5E-12RMP	88108	5/8	-12	3/4 - 14	1.44
12C5E-16RMP	88109	5/8	-12	1 - 11 1/2	1.72
16C5E-12RMP	88112	7/8	-16	3/4 - 14	1.43
16C5E-16RMP	88110	7/8	-16	1 - 11 1/2	1.74
20C5E-20RMP	88111	1 1/8	-20	1 1/4 - 11 1/2	1.80

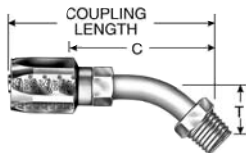
**Male SAE – 45° Flare  
Inverted Swivel  
Straight**



**SPECIFICATIONS**

PRODUCT I.D.		HOSE I.D. (IN.)	DASH HOSE SIZE	THREAD SIZE (IN.)	"C" CUT-OFF (IN.)
RB&H #	AUTOMOTIVE REFERENCE #				
4C5E-4RMIX	88150	3/16	-4	7/16 - 24	1.33
5C5E-5RMIX	88151	1/4	-5	1/2 - 20	1.46
6C5E-5RMIX	88152	5/16	-6	1/2 - 20	1.54
6C5E-6RMIX	88153	5/16	-6	5/8 - 18	1.86
8C5E-8RMIX	88154	13/32	-8	3/4 - 18	2.24

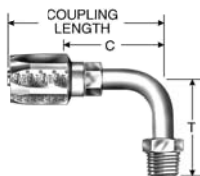
**Male SAE 45° Flare  
Inverted Swivel  
45° Bent Tube**



**SPECIFICATIONS**

PRODUCT I.D.		HOSE I.D. (IN.)	DASH HOSE SIZE	THREAD SIZE (IN.)	"C" CUT-OFF (IN.)
RB&H #	AUTOMOTIVE REFERENCE #				
6C5E-6RMIX45	88145	5/16	-6	5/8 - 18	0.84
8C5E-8RMIX45	88146	13/32	-8	3/4 - 18	1.09

**Male SAE 37° Flare  
Inverted Swivel  
90° Bent Tube**



**SPECIFICATIONS**

PRODUCT I.D.		HOSE I.D. (IN.)	HOSE DASH SIZE	THREAD SIZE (IN.)	"T" DROP (IN.)	"C" CUT-OFF (IN.)
RB&H #	AUTOMOTIVE REFERENCE #					
4C5E-4RMIX90	88135	3/16	-4	7/16 - 24	1.25	1.33
5C5E-5RMIX90	88136	1/4	-5	1/2 - 20	1.50	1.46
6C5E-5RMIX90	88137	5/16	-6	1/2 - 20	1.50	1.54
6C5E-6RMIX90	88138	5/16	-6	5/8 - 18	1.63	1.86
8C5E-8RMIX90	88139	13/32	-8	3/4 - 18	2.00	2.24

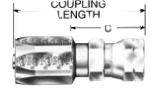
**REUSABLE HYDRAULIC**

**REUSABLE COUPLINGS FOR C5E HOSE**

**SPECIFICATIONS**

PRODUCT I.D.		HOSE I.D. (IN.)	HOSE DASH SIZE	THREAD SIZE (IN.)	"C" CUT-OFF (IN.)
RB&H #	AUTOMOTIVE REFERENCE #				
6C5E-6RFSX	88116	5/16	-6	5/8 - 18	1.28
12C5E-12RFSX	88119	5/8	-12	1 1/16 - 14	1.80

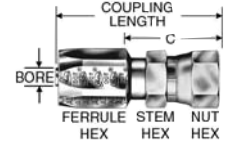
**Female SAE  
45° Flare Swivel**



**SPECIFICATIONS**

PRODUCT I.D.		HOSE I.D. (IN.)	THREAD SIZE (IN.)	BORE (IN.)	NUT HEX (IN.)	STEM HEX (IN.)	FERRULE HEX (IN.)	LENGTH (IN.)	"C" CUT-OFF (IN.)
RB&H #	AUTOMOTIVE REFERENCE #								
6C5E-6RFJX	88127	5/16	9/16 - 18	0.23	3/4	5/8	3/4	2.04	1.19
12C5E-12RFJX	88130	5/8	1 1/16 - 12	0.55	1 1/4	1	1 1/8	2.92	1.78
16C5E-16RFJX	88131	7/8	1 5/16 - 12	0.80	1 1/2	1 1/4	1 3/8	2.90	1.84
20C5E-20RFJX	88133	1 1/8	1 5/8 - 12	1.02	2	1 9/16	1 5/8	3.34	2.20

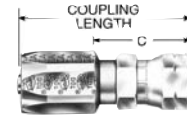
**Female JIC  
37° Flare Swivel**



**SPECIFICATIONS**

PRODUCT I.D.		HOSE I.D. (IN.)	HOSE DASH SIZE	THREAD SIZE (IN.)	"C" CUT-OFF (IN.)
RB&H #	AUTOMOTIVE REFERENCE #				
4C5E-4RFJSX	88125	3/16	-4	7/16 - 20	1.10
5C5E-5RFJSX	88126	1/4	-5	1/2 - 20	1.21
8C5E-8RFJSX	88128	13/32	-8	3/4 - 16	1.43
10C5E-10RFJSX	88129	1/2	-10	7/8 - 14	1.65

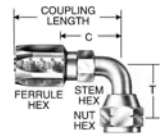
**Dual Seat Female  
JIC 37° Flare  
SAE 45° Flare  
Swivel**



**SPECIFICATIONS**

PRODUCT I.D.		HOSE I.D. (IN.)	HOSE DASH SIZE	THREAD SIZE (IN.)	"T" DROP (IN.)	"C" CUT-OFF (IN.)
RB&H #	AUTOMOTIVE REFERENCE #					
6C5E-6RFJX90	88082	5/16	-6	9/16 - 18	0.84	1.36
12C5E-12RFJX90	88085	5/8	-12	1 1/16 - 12	1.81	1.94
16C5E-16RFJX90	88086	7/8	-16	1 5/16 - 12	2.16	2.25

**Female JIC  
37° Flare Swivel  
90° Bent Tube**



**SPECIFICATIONS**

PRODUCT I.D.		HOSE I.D. (IN.)	HOSE DASH SIZE	THREAD SIZE (IN.)	"T" DROP (IN.)	"C" CUT-OFF (IN.)
RB&H #	AUTOMOTIVE REFERENCE #					
6C5E-6RFSX90	88089	5/16	-6	5/8 - 18	0.84	1.36
12C5E-12RFSX90	88090	5/8	-12	1 1/16 - 12	1.81	2.44

**Female SAE  
45° Flare Swivel  
90° Bent Tube**

