

HYDRAULIC ADAPTERS

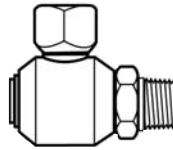
FLUID CONDUCTING SWIVELS

9S Series / 90° 3,000 psi / Pressure Balanced

SPECIFICATIONS

RB&H #	FEMALE PIPE (IN.)	MALE PIPE (IN.)
9S6PF4-P4	1/4	1/4
9S6PF4-P6	1/4	3/8
9S6PF6-P4	3/8	1/4
9S6PF6-P6	3/8	3/8
9S8PF8-P8	1/2	1/2
9S12PF12-P12	3/4	3/4
9S16PF16-P16	1	1
9S20PF20-P20	1 1/4	1 1/4
9S24PF24-P24	1 1/2	1 1/2
9S32PF32-P32	2	2

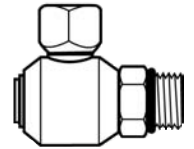
Female Pipe to Male Pipe



SPECIFICATIONS

RB&H #	FEMALE PIPE (IN.)	TUBE O.D. (IN.)
9S6PF4-O6	1/4	3/8
9S6PF6-O6	3/8	3/8
9S8PF8-O10	1/2	5/8
9S12PF12-O12	3/4	3/4
9S16PF16-O16	1	1
9S20PF20-O20	1 1/4	1 1/4
9S24PF24-O24	1 1/2	1 1/2
9S32PF32-O32	2	2

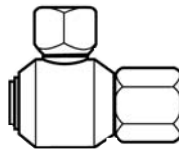
Female Pipe to O-Ring



SPECIFICATIONS

RB&H #	FEMALE PIPE (IN.)	FEMALE PIPE (IN.)
9S6PF4-PF4	1/4	1/4
9S6PF4-PF6	1/4	3/8
9S6PF6-PF4	3/8	1/4
9S6PF6-PF6	3/8	3/8
9S8PF8-PF8	1/2	1/2
9S12PF12-PF12	3/4	3/4
9S16PF16-PF16	1	1
9S20PF20-PF20	1 1/4	1 1/4
9S24PF24-PF24	1 1/2	1 1/2
9S32PF32-PF32	2	2

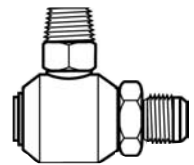
Female Pipe to Female Pipe



SPECIFICATIONS

RB&H #	MALE PIPE (IN.)	TUBE O.D. (IN.)
9S6P4-J5	1/4	5/16
9S6P4-J6	1/4	3/8
9S6P6-J5	3/8	5/16
9S6P6-J6	3/8	3/8
9S8P8-J10	1/2	5/8
9S12P12-J12	3/4	3/4
9S16P16-J16	1	1
9S20P20-J20	1 1/4	1 1/4
9S24P24-J24	1 1/2	1 1/2
9S32P32-J32	2	2

Male Pipe to Male JIC

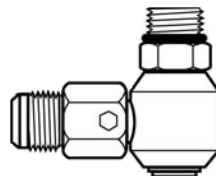


9SS Series / 90° 3,000 psi / Dual Plane

SPECIFICATIONS

RB&H #	TUBE O.D. (IN.)	TUBE O.D. (IN.)
9SS6J6-O6	3/8	3/8
9SS6J6-O8	3/8	1/2
9SS6J8-O8	1/2	1/2
9SS8J10-O10	5/8	5/8
9SS12J12-O12	3/4	3/4
9SS16J16-O16	1	1
9SS20J20-O20	1 1/4	1 1/4

Male JIC to Male O-Ring



Seal Kits

Kits as listed contain dust and fluid seals with retaining rings, balls, and plugs as applicable.

SPECIFICATIONS

RB&H #	BODY SIZE
S6-1	S6
S8-1	S8
S14-1	S14
S16-1	S16
S20-1	S20
S24-1	S24
S32-1	S32

S-Series

SPECIFICATIONS

RB&H #	BODY SIZE
9S6-1	9S6
9S8-1	9S8
9S12-1	9S12
9S16-1	9S16
9S20-1	9S20
9S24-1	9S24
9S32-1	9S32

9S-Series