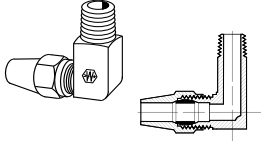


BRASS FITTINGS

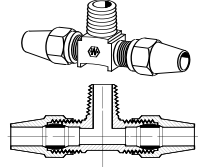
AIRBRAKE FITTINGS FOR COPPER TUBING

(90°) Male Elbow Long



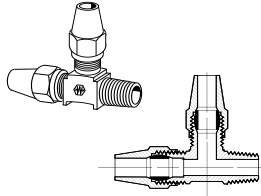
PRODUCT I.D.		TUBE O.D. (IN.)	MALE PIPE (IN.)
RB&H #	REFERENCE #		
169LX6	1369X6L	3/8	1/4
169LX8	1369X8L	1/2	3/8

Male Branch Tee



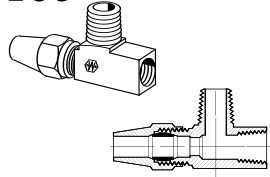
PRODUCT I.D.		TUBE O.D. (IN.)	MALE PIPE (IN.)
RB&H #	REFERENCE #		
172X6	1372X6	3/8	1/4
172X6X6	1372X6X6X6	3/8	3/8
172X8	1372X8	1/2	3/8

Male Run Tee



PRODUCT I.D.		TUBE O.D. (IN.)	MALE PIPE (IN.)
RB&H #	REFERENCE #		
171X6X2	-	3/8	1/8
171X6	1371X6	3/8	1/4
171X6X6	1371X6X6X6	3/8	3/8
171X8	1371X8	1/2	3/8

Adapter Tee

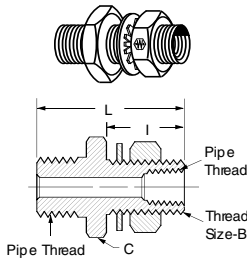


PRODUCT I.D.		TUBE O.D. (IN.)	MALE PIPE (IN.)	FEMALE PIPE (IN.)
RB&H #	REFERENCE #			
145X6	1382X6X4X4	3/8	1/4	1/4

AIRBRAKE BULKHEAD ADAPTERS

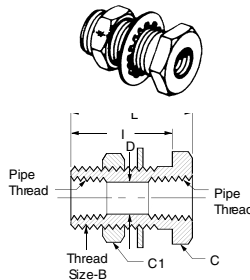
Airbrake Bulkhead Adapters

Bulkhead Coupling (steel)



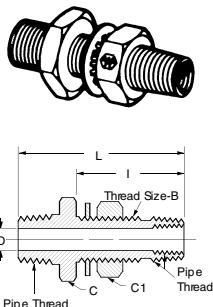
SPECIFICATIONS						
RB&H #	MALE PIPE (IN.)	FEMALE PIPE (IN.)	"B" SIZE (IN.)	"C" HEX (IN.)	"I" (IN.)	"L" (IN.)
W05498	1/2	1/4	3/4 - 16	1 1/4	1.13	2.16
W05499	1/2	1/4	3/4 - 16	1 1/4	1.53	2.53

Bulkhead Coupling (steel)



SPECIFICATIONS							
RB&H #	FEMALE PIPE (IN.)	"B" SIZE (IN.)	"C" HEX (IN.)	"CL" HEX (IN.)	"D" (IN.)	"I" (IN.)	"L" (IN.)
W05465	1/4	3/4 - 16	1	1 5/16	.422	1.25	1.50
W21204	1/4	3/4 - 16	1	1 5/16	.422	0.69	0.94

Bulkhead Coupling (steel)



SPECIFICATIONS								
RB&H #	MALE PIPE (IN.)	FEMALE PIPE (IN.)	"B" SIZE (IN.)	"C" HEX (IN.)	"CL" HEX (IN.)	"D" (IN.)	"I" (IN.)	"L" (IN.)
W05730	1/2	1/2	1 - 14	1 1/4	1 3/8	.375	1.88	2.94
W23464	1/2	1/4	1 - 14	1 1/4	1 3/8	.375	2.88	3.94