

**BRASS FITTINGS**

**POLYLINE®**

**Brass Polyline® Fittings**

USED WITH: Polyethylene, or polyvinyl tubing for pneumatic instrumentation circuits, lubricant and coolant lines and in applications with other gases and liquids.

TEMPERATURE: Depends on tubing used:

- 65°F to +250°F polyethylene
- with brass sleeve and metal tubing.

VIBRATION: Excellent resistance.

**Quick Reference**

**QUICK REFERENCE CHART**

DASH SIZE	TUBE O.D. (IN.)	TUBE THREAD SIZE (IN.)	PIPE THREAD SIZE (IN.)
4	1/4	3/8 - 24	1/4 - 18
5	5/16	7/16 - 24	-
6	3/8	1/2 - 24	3/8 - 18
8	1/2	1 1/16 - 20	1/2 - 14

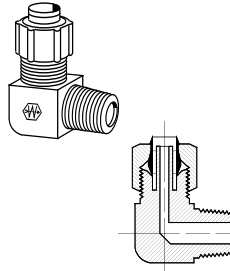
**Interchanges with: Poly-Flo, Poly-Tite and Poly-Seal**

**Union**



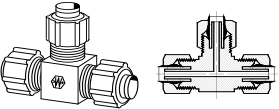
SPECIFICATIONS	
RB&H #	TUBE O.D. (IN.)
1262X4*	1/4
1262X5	5/16
1262X6	3/8

**Male Elbow**



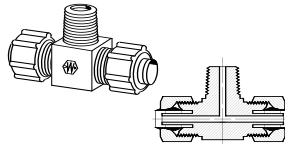
SPECIFICATIONS		
RB&H #	TUBE O.D. (IN.)	MALE PIPE (IN.)
1269X4*	1/4	1/8
1269X4X4*	1/4	1/4
1269X4X6*	1/4	3/8
1269X5	5/16	1/8
1269X5X4	5/16	1/4
1269X6	3/8	1/4
1269X6X2	3/8	1/8
1269X6X6	3/8	3/8
1269X8	1/2	3/8

**Union Tee**



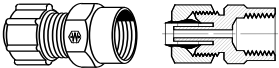
SPECIFICATIONS	
RB&H #	TUBE O.D. (IN.)
1264X4*	1/4
1264X5	5/16
1264X6	3/8

**Male Branch Tee**



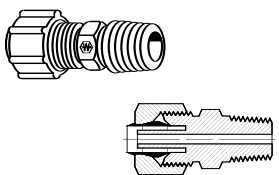
SPECIFICATIONS		
RB&H #	TUBE O.D. (IN.)	MALE PIPE (IN.)
1272X4*	1/4	1/8
1272X4X4X4*	1/4	1/4
1272X5	5/16	1/8
1272X6	3/8	1/4
1272X8	1/2	3/8

**Female Connector**



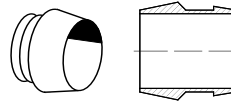
SPECIFICATIONS		
RB&H #	TUBE O.D. (IN.)	FEMALE PIPE (IN.)
1266X4*	1/4	1/8
1266X4X4	1/4	1/4
1266X6	3/8	1/4
1266X6X2	3/8	1/8
1266X8	1/2	1/2

**Male Connector**



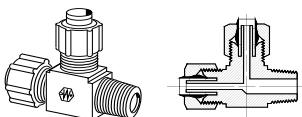
SPECIFICATIONS		
RB&H #	TUBE O.D. (IN.)	MALE PIPE (IN.)
1268X4*	1/4	1/8
1268X4X4*	1/4	1/4
1268X4X6*	1/4	3/8
1268X5	5/16	1/8
1268X5X4	5/16	1/4
1268X6	3/8	1/4
1268X6X2	3/8	1/8
1268X6X6	3/8	3/8
1268X8	1/2	3/8

**Plastic Sleeve**



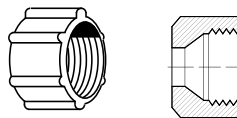
SPECIFICATIONS	
RB&H #	TUBE O.D. (IN.)
1260X4	1/4
1260X5	5/16
1260X6	3/8
1260X8	1/2

**Male Run Tee**



SPECIFICATIONS		
RB&H #	TUBE O.D. (IN.)	MALE PIPE (IN.)
1271X4*	1/4	1/8
1271X4X4X4*	1/4	1/4
1271X5	5/16	1/8

**Nut (BRASS)**



SPECIFICATIONS	
RB&H #	TUBE O.D. (IN.)
1261X4	1/4
1261X5	5/16
1261X6	3/8
1261X8	1/2

\* NOTE: Use PT24044 (.250 O.D. x .040 Wall) Polyethylene or PT20044 (.250 O.D. x .040 Wall) Polyvinyl Chloride (PVC) tubing