

BRASS FITTINGS
INVERTED FLARE

Quick Reference

QUICK REFERENCE CHART

DASH SIZE	TUBE O.D. (IN.)	TUBE THREAD SIZE (IN.)	PIPE THREAD SIZE (IN.)
2	1/8	5/16 - 28	1/8 - 27
3	3/16	3/8 - 24	-
4	1/4	7/16 - 24	1/4 - 18
5	5/16	1/2 - 20	-
6	3/8	5/8 - 18	3/8 - 18
7	7/16	1 1/16 - 18	-
8	1/2	3/4 - 18	1/2 - 14
10	5/8	7/8 - 18	-
12	3/4	1 1/16 - 16	3/4 - 14
14	7/8	1 3/16 - 16	-
16	1	1 5/16 - 16	-

PRESSURE: Depends on tubing used. Will withstand burst pressure of standard tubing - up to 5,000 psi with Bundy-weld (double flared) and 3,500 psi with copper tubing, depending on size.

USED WITH: Copper, brass, aluminum and steel hydraulic tubing that can be flared.

TEMPERATURE: -65°F to +250°F at maximum operating pressures.

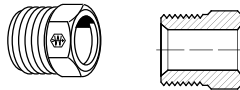
APPLICATION: Hydraulic brake, power steering, fuel lines, and transmission cooler lines.

SPECIFICATIONS

PRODUCT I.D.		TUBE O.D. (IN.)
RB&H #	RB&H #	
105X3	100X3	3/16
105X4	100X4	1/4
105X5	100X5	5/16
105X6	100X6	3/8
105X6X7*	-	3/8
105X8	100X8	1/2
105X10	-	5/8
105X14	-	7/8

* 7/16" male thread

Tube Nuts

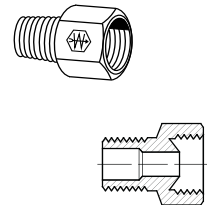


SPECIFICATIONS

RB&H #	TUBE O.D. (IN.)	MALE PIPE (IN.)
202X2	1/8	1/8
202X3	3/16	1/8
202X4	1/4	1/8
202X4X4	1/4	1/4
202X5	5/16	1/8
202X5X4	5/16	1/4
202X6	3/8	1/4
202X6X2	3/8	1/8
202X6X6	3/8	3/8
202X8	1/2	3/8
202X8X4	1/2	1/4
202X8X8	1/2	1/2
202X10	5/8	1/2
202X12X8	3/4	1/2

Inverted Flare

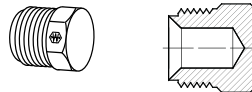
Male Connector



SPECIFICATIONS

RB&H #	MALE THREAD (IN.)
131X3	3/16
131X4	1/4
131X5	5/16
131X6	3/8

Plug (STEEL)

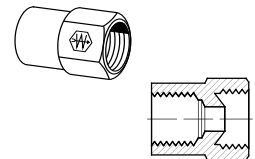


**Ask us about BrakeQuip System for making DOT approved Braid Hose and Tubing.*

SPECIFICATIONS

RB&H #	TUBE O.D. (IN.)	FEMALE PIPE (IN.)
252X2	1/8	1/8
252X3	3/16	1/8
252X4	1/4	1/8
252X5	5/16	1/8
252X6	3/8	1/4
252X7	7/16	1/4
252X8	1/2	3/8
252X10	5/8	1/2
252X12	3/4	3/4

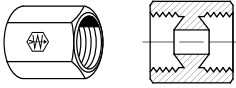
Female Connector



BRASS FITTINGS

INVERTED FLARE

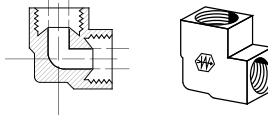
Union



SPECIFICATIONS

RB&H #	TUBE O.D. (IN.)
302X2	1/8
302X3	3/16
302X4	1/4
302X5	5/16
302X6	3/8
302X8	1/2

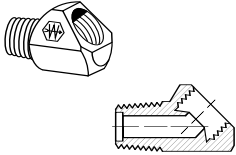
(90°) Union Elbow



SPECIFICATIONS

RB&H #	TUBE O.D. (IN.)
502X4	1/4
502X5	5/16
502X6	3/8
502X8	1/2

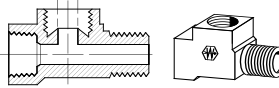
(45°) Male Elbow



SPECIFICATIONS

RB&H #	TUBE O.D. (IN.)	MALE PIPE (IN.)
352X4	1/4	1/8
352X5X4	5/16	1/4
352X6	3/8	1/4
352X6X2	3/8	1/8
352X8	1/2	3/8

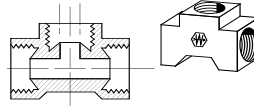
Adapter Tee



SPECIFICATIONS

RB&H #	TUBE O.D. (IN.)	MALE PIPE (IN.)
552X3	3/16	1/8
552X4	1/4	1/8

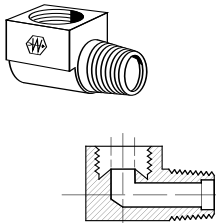
Female Branch Tee



SPECIFICATIONS

RB&H #	TUBE O.D. (IN.)	FEMALE PIPE (IN.)
652X3	3/16	1/8
652X4	1/4	1/8
652X6	3/8	1/4
652X8	1/2	3/8

(90°) Male Elbow

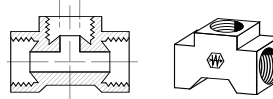


SPECIFICATIONS

RB&H #	TUBE O.D. (IN.)	MALE PIPE (IN.)
402X2	1/8	1/8
402X3	3/16	1/8
402X4	1/4	1/8
402X4X4	1/4	1/4
402X5	5/16	1/8
402X5X4	5/16	1/4
402X6	3/8	1/4
402X6X2	3/8	1/8
402X6X6	3/8	3/8
402X8	1/2	3/8
402X8X4	1/2	1/4
402X8X8	1/2	1/2
402X12	3/4	3/4
431X4*	1/4	1/8

* .062 dia. restricted hole through pipe end. Available on special order with any restricted hole size up to .172 dia.

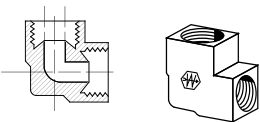
Union Tee



SPECIFICATIONS

RB&H #	TUBE O.D. (IN.)
702X3	3/16
702X4	1/4
702X5	5/16
702X6	3/8
702X8	1/2

(90°) Female Elbow



SPECIFICATIONS

RB&H #	TUBE O.D. (IN.)	MALE PIPE (IN.)
452X3	3/16	1/8
452X4	1/4	1/8
452X6	3/8	1/4
452X8	1/2	3/8