

BRASS FITTINGS

BRASS FERRULES



Brass Ferrules

For use in Shop air and whip hoses.

SPECIFICATIONS

PRODUCT I.D.		"A" FERRULE I.D. (IN.)	"B" HOLE SIZE (IN.)	"C" FERRULE LENGTH (IN.)	STD. PKG.
RB&H #	REFERENCE #				
BF-4530	769	.453	.34	0.56	100
BF-4750	4750	.475	.33	0.69	100
BF-5000	624	.500	.36	0.47	100
BF-5005	7322	.500	.34	1.00	100
BF-5255	7323	.525	.38	1.00	100
BF-5310	7324	.531	.38	1.00	100
BF-5500	626	.550	.38	0.47	100
BF-5620	7325	.562	.44	1.00	100
BF-6000	JJ	.600	.44	0.47	100
BF-6250	II	.625	.44	0.47	100

SPECIFICATIONS

PRODUCT I.D.		"A" FERRULE I.D. (IN.)	"B" HOLE SIZE (IN.)	"C" FERRULE LENGTH (IN.)	STD. PKG.
RB&H #	REFERENCE #				
BF-6255	7327	0.625	.44	0.50	100
BF-6560	7328	0.656	.44	1.00	100
BF-6750	GG	0.675	.44	0.50	100
BF-6900	7329	0.690	.50	1.00	100
BF-7180	7330	0.718	.63	1.00	100
BF-7250	EE	0.725	.50	0.53	100
BF-7505	7331	0.750	.63	1.00	100
BF-7810	7332	0.781	.63	1.00	50
BF-8750	7244	0.875	.63	0.88	50
BF-9950	7104	1.150	.88	0.88	50

THREADED SLEEVE

PRESSURE: Up to 500 psi for 1/8" to 1/4" sizes. 250 psi for 5/16" and 3/8" sizes (Does not include plastic tubing).

USED WITH: Copper, aluminum and plastic tubing. Not recommended for steel tubing. Soft plastic tubing requires internal tube support.

TEMPERATURE: -65°F to +250°F.

APPLICATION: Oil, air, water and lubrication systems.

Quick Reference

QUICK REFERENCE CHART

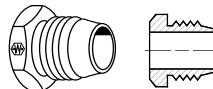
DASH SIZE	TUBE O.D. (IN.)	TUBE THREAD SIZE (IN.)	PIPE THREAD SIZE (IN.)
2	1/8	5/16 - 24	1/8 - 27
3	3/16	3/8 - 24	-
4	1/4	7/16 - 24	1/4 - 18
5	5/16	1/2 - 20	-
6	3/8	9/16 - 20	3/8 - 18

Threaded Sleeve

SPECIFICATIONS

RB&H #	TUBE O.D. (IN.)
6100X2	1/8
6100X3	3/16
6100X4	1/4
6100X5	5/16
6100X6	3/8

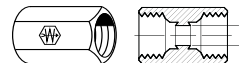
Nut



SPECIFICATIONS

RB&H #	TUBE O.D. (IN.)
6300X3	3/16
6300X4	1/4
6300X5	5/16

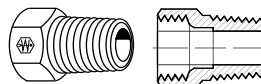
Union



SPECIFICATIONS

RB&H #	TUBE O.D. (IN.)	MALE PIPE (IN.)
6200X4	1/4	1/8
6200X5	5/16	1/8
6200X5X4	5/16	1/4
6200X6	3/8	1/4

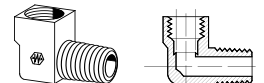
Male Connector



SPECIFICATIONS

RB&H #	TUBE O.D. (IN.)	MALE PIPE (IN.)
6400X2	1/8	1/8
6400X3	3/16	1/8
6400X4	1/4	1/8
6400X4X4	1/4	1/4
6400X5X4	5/16	1/4
6400X6	3/8	1/4

Male Elbow



SPECIFICATIONS

RB&H #	TUBE O.D. (IN.)	MALE PIPE (IN.)
6550X3	3/16	1/8

Adapter Tee

