

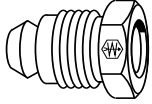
**BRASS FITTINGS**

**STEEL & BRASS SPECIAL AUTOMOTIVE ADAPTERS**

**Steel & Brass Special Automotive Adapters**

**(Ford)  
Special Nut**

(For use with 1513 below.)



**SPECIFICATIONS**

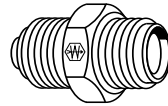
RB&H #	TUBE O.D. (IN.)	THREAD SIZE (IN.)
59X4	1/4	1/2 - 20

**Inverted Flare to SAE (45° Flare) Adapter**

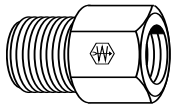
**SPECIFICATIONS**

RB&H #	SAE MALE 1 (IN.)	INV. MALE 2 (IN.)
4MS-3MI	1/4	3/16
4MS-4MI	1/4	1/4
6MS-5MI	3/8	5/16
6MS-6MI	3/8	3/8
6MS-7MI	3/8	7/16

Refer to page 141 for JIC steel adapters



**Carburetor to Fuel Line Adapter (Ford)**



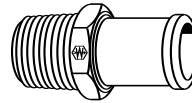
**SPECIFICATIONS**

RB&H #	FEMALE THREAD (IN.)	MALE PIPE (IN.)
1513	1/2 - 20	1/8

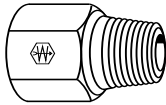
**Water Line Connector**

**SPECIFICATIONS**

RB&H #	HOSE I.D. (IN.)	MALE PIPE (IN.)
1411	5/8	3/8
1430	3/4	1/2
1431	5/8	1/2



**Restriction Pipe Adapter (Ford)**



**SPECIFICATIONS**

RB&H #	MALE PIPE (IN.)	FEMALE PIPE (IN.)
1512	1/8	1/8

(0.0625 Orifice)

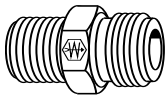
**Union Brake (metric)**

**SPECIFICATIONS**

RB&H #	FEMALE THREAD (IN.)/(MM.)	FEMALE THREAD
1594	3/8 - 24	Bubble
1595A	10-1.0mm.	Bubble
7934A	10-1.0mm.	(Standard)



**Carburetor to Fuel Line Adapter (Plymouth)**



**SPECIFICATIONS**

RB&H #	1 (IN.)	2 (IN.)
1514	1/2 - 20 Inverted Male	1/8 Pipe