

**INDUSTRIAL HOSE & FITTINGS**









**COUPLINGS**

**Cam and Groove Couplings**

ALUMINUM-(JDAL)

Stainless Steel, Brass, and Synthetic  
Polymers also available.

**SPECIFICATIONS**

	Male Adapter x Female NPT	Female x Male NPT	Female Coupling x Hose Shank	Female x Female NPT	Male Adapter x Hose Shank	Male Adapter x Male NPT	Dust Cap	Dust Plug
								
SIZE	TYPE A	TYPE B	TYPE C	TYPE D	TYPE E	TYPE F	TYPE V	TYPE DP
3/4	AL-3/4-A	AL-3/4-B	AL-3/4-C	AL-3/4-D	AL-3/4-E	AL-3/4-F	AL-3/4-V	AL-3/4-W
1	AL-1-A	AL-1-B	AL-1-C	AL-1-D	AL-1-E	AL-1-F	AL-1-V	AL-1-W
1 1/4	AL-1-1/4-A	AL-1-1/4-B	AL-1-1/4-C	AL-1-1/4-D	AL-1-1/4-E	AL-1-1/4-F	AL-1-1/4-V	AL-1-1/4-W
1 1/2	AL-1-1/2-A	AL-1-1/2-B	AL-1-1/2-C	AL-1-1/2-D	AL-1-1/2-E	AL-1-1/2-F	AL-1-1/2-V	AL-1-1/2-W
2	AL-2-A	AL-2-B	AL-2-C	AL-2-D	AL-2-E	AL-2-F	AL-2-V	AL-2-W
2 1/2	AL-2-1/2-A	AL-2-1/2-B	AL-2-1/2-C	AL-2-1/2-D	AL-2-1/2-E	AL-2-1/2-F	AL-2-1/2-V	AL-2-1/2-W
3	AL-3-A	AL-3-B	AL-3-C	AL-3-D	AL-3-E	AL-3-F	AL-3-V	AL-3-W
4	AL-4-A	AL-4-B	AL-4-C	AL-4-D	AL-4-E	AL-4-F	AL-4-V	AL-4-W
6	AL-6-A	AL-6-B	AL-6-C	AL-6-D	AL-6-E	AL-6-F	AL-6-V	AL-6-W

**Strainers**

STANDARD PIPE THREAD



**SPECIFICATIONS**

SIZE	ROUND RB&H #	SQUARE RB&H #
1 1/2	RHS-20/D	SHS-20/D
2	RHS-25/D	SHS-25/D
3	RHS-35/D	SHS-30/D
4	RHS-40/D	SHS-40/D
6	RHS-60/D	SHS-60/D

**Gaskets**

FOR CAM & GROOVE



Buna-N

**SPECIFICATIONS**

SIZE	RB&H #
3/4	B01
1	B02
1 1/4	B03
1 1/2	B04
2	B05
2 1/2	B06
3	B07
4	B08
6	B10

**INDUSTRIAL HOSE & FITTINGS**

**COUPLINGS**

**Water Couplings**

**DEFINITIONS**

ABBREVIATION	THREAD NAME
NPT	National Pipe Tapered
NPS	National Pipe Straight
NST	National Standard Thread

**DEFINITIONS**

ABBREVIATION	THREAD NAME
GHT	Garden Hose Thread
SIPT	Straight Iron Pipe Thread

**King Short Shank Pin Lug**



**SPECIFICATIONS**

SIZE (IN.)	RB&H #
1 1/2" SIPT	BAS-63/D
1 1/2" NST	S63N/D
2" SIPT	BAS-78/D
2 1/2" SIPT	BAS-93/D
3" SIPT	BAS-111/D
4" SIPT	BAS-123/D
6" SIPT	BAS-183/D

**Brass Hose Nozzles**



**SPECIFICATIONS**

RB&H #
NOZZLE-3/4
NOZZLE-1-1/2-NPS
NOZZLE-1-1/2-NST
NOZZLE-2-1/2-NPS
NOZZLE-2-1/2-NST

**King Combination Nipples Plated**

FOR LOW PRESSURE DISCHARGE & SUCTION SERVICE



**SPECIFICATIONS**

MALE NPT THREAD (IN.)	RB&H #
1/2	STC-1/D
3/4	STC-5/D
1	STC-10/D
1 1/4	STC-15/D
1 1/2	STC-20/D
2	STC-25/D
2 1/2	STC-30/D
3	STC-35/D
4	STC-40/D
6	STC-60/D

**Brass Hydrant Adapters**



**SPECIFICATIONS**

RB&H # (MALE X FEMALE)
2-1/2NSTX3/4GHT
2-1/2NSTX3/4NPT
2-1/2NSTX1-1/2NST
2-1/2NSTX2NPT

**Hydrant Wrench**

RB&H PART #: HYDRANT-WRENCH

Heavy duty adjustable hydrant wrench, for pentagon hydrant nuts up to 1 3/4" from point to flat. Also notched to fit 1 1/2" square hydrant nut.



**Hose Menders**

SHANK TYPE—ZINC PLATED STEEL



**SPECIFICATIONS**

SIZE (IN.)	RB&H #
1/2	DM-1/D
3/4	DM-6/D
1	DM-11/D
1 1/4	DM-16/D
1 1/2	DM-21/D
2	DM-26/D
2 1/2	DM-31/D
3	DM-36/D
4	DM-46/D
6	DM-66/D

**Male Boss Stem—Air, Water**

Recommended for up to 45°F. Male Pipe NPT Threads.



**SPECIFICATIONS**

SIZE (IN.)	RB&H #
3/8	MS-C/D
1/2	MS-1/D
3/4	MS-6/D
1	MS-11/D

**INDUSTRIAL HOSE & FITTINGS**




**COUPLINGS**

SAFETY ALERT


**Steam Couplings**  
GROUND JOINT SWIVEL, PLATED STEEL

Non metallic polymer seat is not subject to corrosion and offers resistance to chemicals and steam found in manufacturing facilities.

**SPECIFICATIONS**

	Coupling With Female Spud	Stem	Wing Nut	Female Spud	Male Spud	Double Spud
						
NPT	RB&H #	RB&H #	RB&H #	RB&H #	RB&H #	RB&H #
3/8	GF-3/D	GCA/D	CB/D	GCC/D	GMC/D	—
1/2	GF-6/D	GB-1/D	B-2/D	GB-3/D	GM-3/D	GDB-3/D
3/4	GF-26/D	GB-6/D	B-12/D	GB-8/D	GM-8/D	GDB-13/D
1	GF-36/D	GB-11/D	B-12/D	GB-13/D	GM-13/D	GDB-13/D

**SPECIFICATIONS**

SIZE (IN.)	O.D. FROM	O.D. TO	RB&H #	TORQUE	
1/8	44/64	56/64	CD/D	6	
1/2	52/64	60/64	DD/D	6	
1/2	60/64	1 1/64	B-4/D	12	
1/2	1 1/64	1 12/64	B-5/D	12	
3/4	1 10/64	1 18/64	BU-9S/D	21	
3/4	1 12/64	1 20/64	BU-9/D	21	
3/4	1 20/64	1 32/64	B-9/D	21	
3/4	1 32/64	1 44/64	B-10/D	21	
1	1 34/64	1 46/64	BU-14/D	21	
1	1 44/64	1 60/64	B-14/D	21	
1	1 60/64	2 9/64	B-15/D	21	
1 1/4	1 32/64	1 50/64	BU-18/D	40	
1 1/4	1 50/64	2 9/64	BU-19/D	40	
1 1/4	2 9/64	2 24/64	B-19/D	40	
1 1/2	1 52/64	2	BU-22/D	40	
1 1/2	2	2 14/64	B-22/D	40	
1 1/2	2 12/64	2 24/64	BU-24/D	40	

2 bolt

4 bolt steam

**Heavy Duty  
Hose Clamps  
Steam & Air**

The bolts used in the "Boss" interlocking clamps are not standard bolts. These bolts can be re-torqued, but it is not recommended that they be reused. Do not lubricate nuts and bolts.

SAFETY ALERT