


INDUSTRIAL HOSE & FITTINGS

GATES - TEFLON

Teflon - C14 Hose



SPECIFICATIONS						
RB&H #	HOSE I.D. (IN.)	HOSE O.D. (IN.)	W.P. (PSI)	MINIMUM BURST PRESSURE (IN.)	MINIMUM BEND RADIUS (IN.)	APPROX. CARTON LENGTH (FT.)
4C14	3/16	0.31	1,500	10,000	2	25
5C14	1/4	0.38	1,500	9,000	3	25
6C14	5/16	0.45	1,500	8,000	4	50
8C14	13/32	0.55	1,000	6,000	5 1/4	50
10C14	1/2	0.65	800	6,000	6 1/2	25
12C14	5/8	0.79	800	5,000	7 3/4	50
16C14	7/8	1.03	800	3,500	9	50

RECOMMENDED FOR: Medium pressure, high temperature applications.
 MEETS OR EXCEEDS: SAE 100R14.

TEMPERATURE RANGE: -54°C to +204°C (-65°F to +400°F).
 PRESSURE: Determined by maximum working pressure for hose size and hose end configuration whichever is lesser.

MATERIAL: Non-conductive (3/16" through 7/8" I.D.) and conductive (3/16" through 7/8" I.D.) polytetrafluoroethylene (PTFE) tubes available.

FEATURES: Single braid of 300 series stainless steel wire. Available in 3/16" through 7/8" I.D. Permanent swage style couplings available in brass, stainless steel or carbon steel.

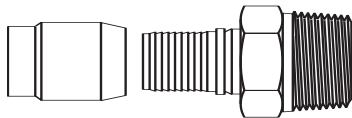
TOOLS: Page 472

GATES - TEFLON COUPLINGS

C14 Couplings for C14 and C14CT Teflon Hose

Male Pipe (NPTF)

STAINLESS STEEL

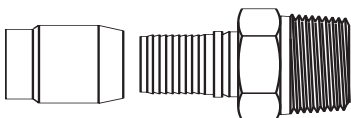


SPECIFICATIONS						
RB&H #	HOSE I.D. (IN.)	THREAD SIZE (IN.)	BORE (IN.)	STEM HEX (IN.)	LENGTH (IN.)	"C" CUT-OFF (IN.)
4C14-2MP-SS	3/16	1/8 - 27	.16	7/16	1.26	0.81
4C14-4MP-SS	3/16	1/4 - 18	.16	9/16	1.47	1.02
5C14-4MP-SS	1/4	1/4 - 18	.21	9/16	1.47	1.02
6C14-4MP-SS	5/16	1/4 - 18	.28	9/16	1.60	1.05
6C14-6MP-SS	5/16	3/8 - 18	.28	1 1/16	1.63	1.08
8C14-6MP-SS	13/32	3/8 - 18	.36	1 1/16	1.68	1.07
8C14-8MP-SS	13/32	1/2 - 14	.36	7/8	1.93	1.32
10C14-8MP-SS	1/2	1/2 - 14	.47	7/8	2.05	1.35
12C14-12MP-SS	5/8	3/4 - 14	.59	1 1/16	2.21	1.44
16C14-16MP-SS	7/8	1 - 11 1/2	.81	1 3/8	2.56	1.65

Material: 303/304 stainless steel

Male Pipe (NPTF)

BRASS



SPECIFICATIONS						
RB&H #	HOSE I.D. (IN.)	THREAD SIZE (IN.)	BORE (PSI)	STEM HEX (IN.)	LENGTH (IN.)	"C" CUT-OFF (IN.)
4C14-2MP-B	3/16	1/8 - 27	.16	7/16	1.26	0.81
4C14-4MP-B	3/16	1/4 - 18	.16	9/16	1.47	1.02
5C14-4MP-B	1/4	1/4 - 18	.21	9/16	1.47	1.02
6C14-4MP-B	5/16	1/4 - 18	.28	9/16	1.60	1.05
6C14-6MP-B	5/16	3/8 - 18	.28	1 1/16	1.63	1.08
8C14-6MP-B	13/32	3/8 - 18	.36	1 1/16	1.68	1.07
8C14-8MP-B	13/32	1/2 - 14	.36	7/8	1.93	1.32
10C14-8MP-B	1/2	1/2 - 14	.47	7/8	2.05	1.35
12C14-12MP-B	5/8	3/4 - 14	.59	1 1/16	2.21	1.44
16C14-16MP-B	7/8	1-11 1/2	.81	1 3/8	2.56	1.65

These couplings are individually packaged in plastic bags
 Each bag includes a stem and ferrule (and nut if used)